

Uploading a Document through the iPhone

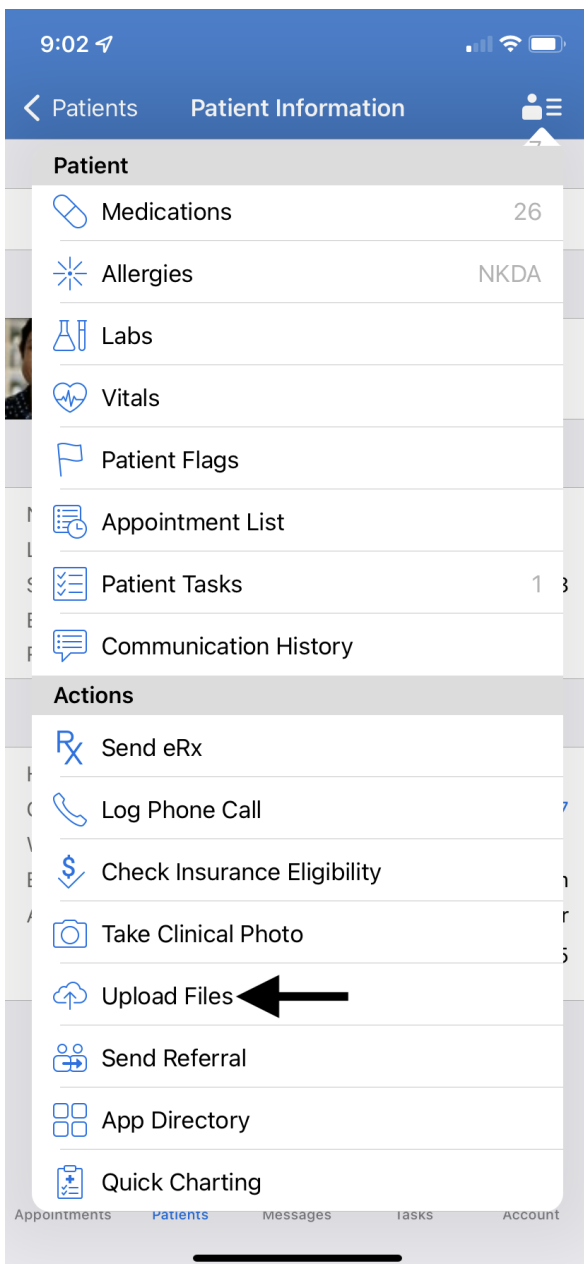
07/24/2024 10:06 pm EDT

You can easily upload a document from your iPhone to the patient's chart. Multiple file formats are supported for upload but we maintain a maximum upload limit of **100MB per document**.

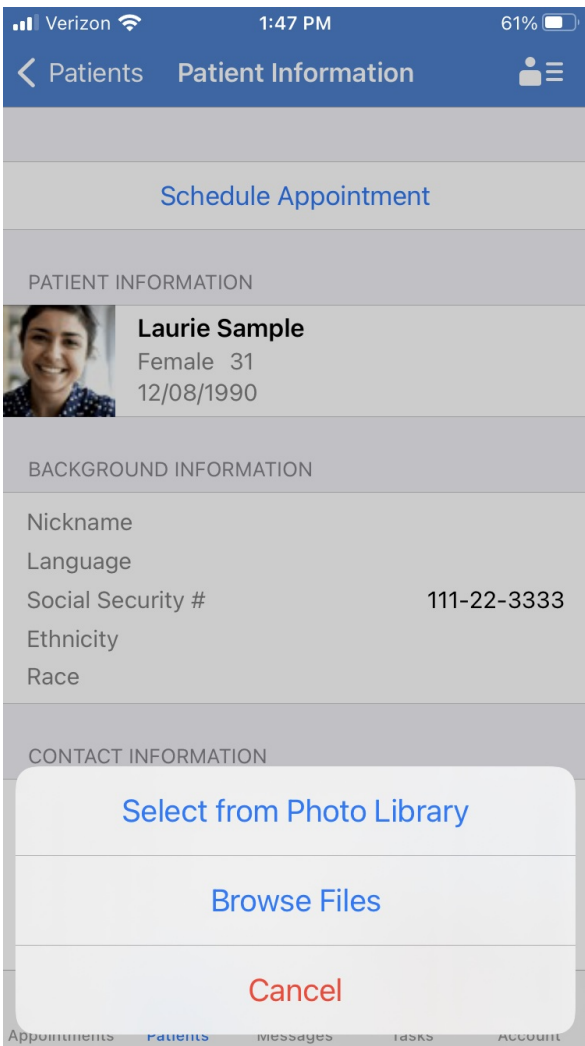
1. Tap on the patient menu (



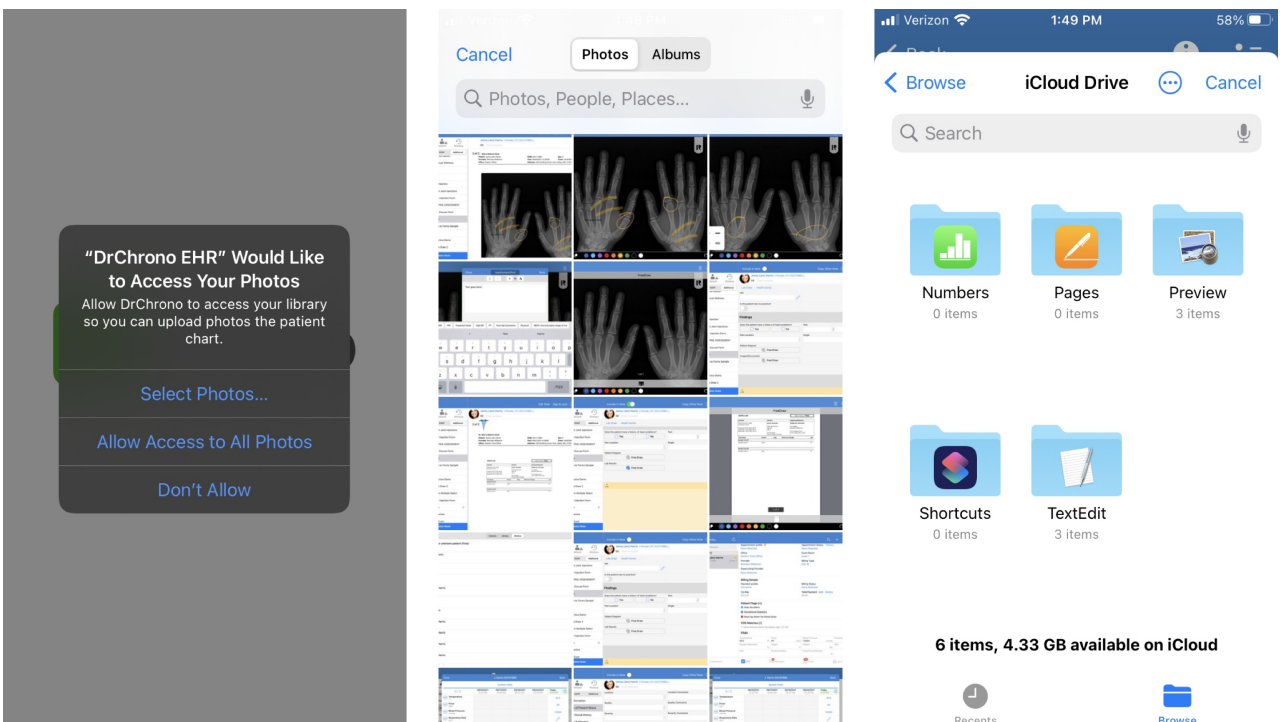
) in the patient appointment window or by searching for the patient. Tap **Upload Files**.



2. You can select an image from your iPhone's photo library or a file stored on your iPhone.

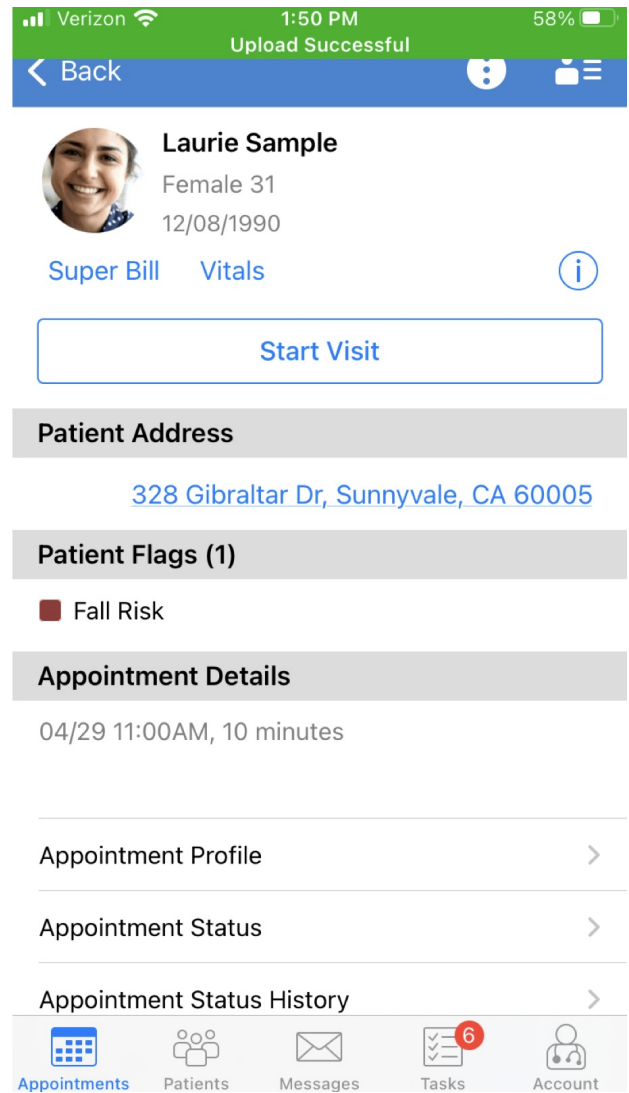
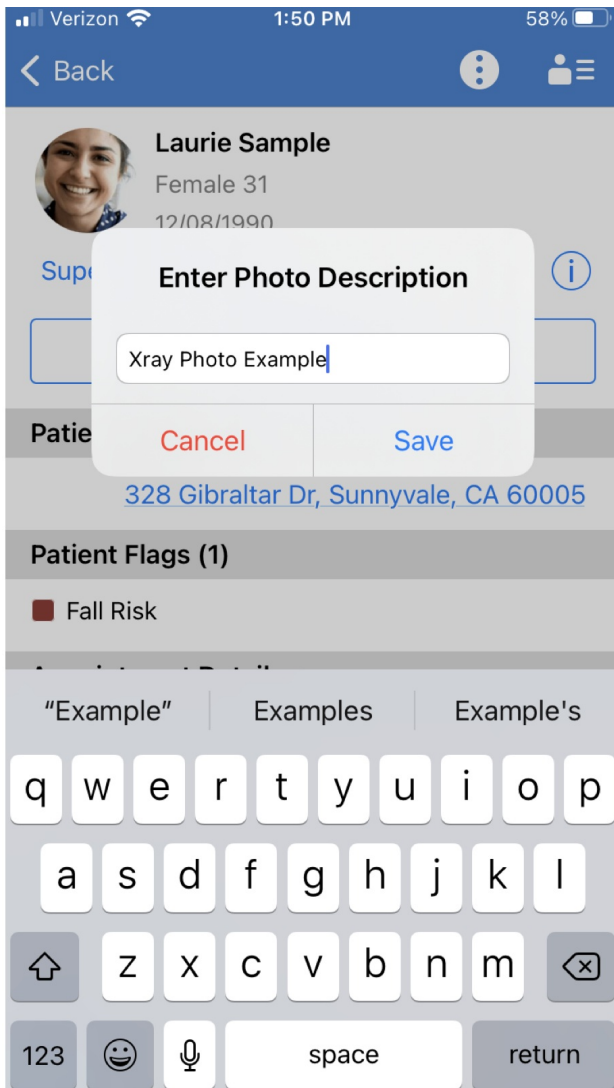


3. Choose the photo or file to upload. You may have to permit DrChrono to access your photos.



4. After you have selected the photo (or file), enter a description of the photo and **Save**. You will see an **Upload**

Successful message.



5. You can view the file or photo in the patient's history or timeline on the iPhone/iPad or under the documents section of the patient's chart on the web.

Search

- Laurie Sample
04/29/22 11:00AM
Exam 1
- Xray Photo Example
04/29/22
photo
- Xray
04/29/22
photo
- Sample Doctor, MD (Outbound Referral)
04/28/22 09:05AM
referral
- Physical Exam
04/25/22 12:40PM
Exam 1
- Laurie Sample
04/19/22 01:50PM
Exam 1
- Laurie Sample - Signed
04/18/22
free draw
- Laurie Sample
04/15/22 11:00AM
Exam 1

- Appointments
- Clinical Dashboard
- Documents**

Uploaded Documents

	Date	Description	Additional URL	Document Tags	Uploaded on
dr	04/29/2022	Xray Photo Example		photo	04/29/2022

Filters mm/dd/yyyy to mm/dd/yyyy

- 04/29/2022 11:00AM Clinical Note Laurie Sample [View](#)
- 04/29/2022 Photo Xray [View](#)
- 04/29/2022 Photo Xray Photo Example [View](#)
- 04/28/2022 09:05AM Outbound Referral Sample Doctor, MD (Outbo... [View](#)
- 04/25/2022 12:40PM Clinical Note Physical Exam [View](#)
- 04/19/2022 01:50PM Clinical Note Laurie Sample [View](#)
- 04/18/2022 Other Document Laurie Sample - Signed [View](#)
- Clinical Note [View](#)