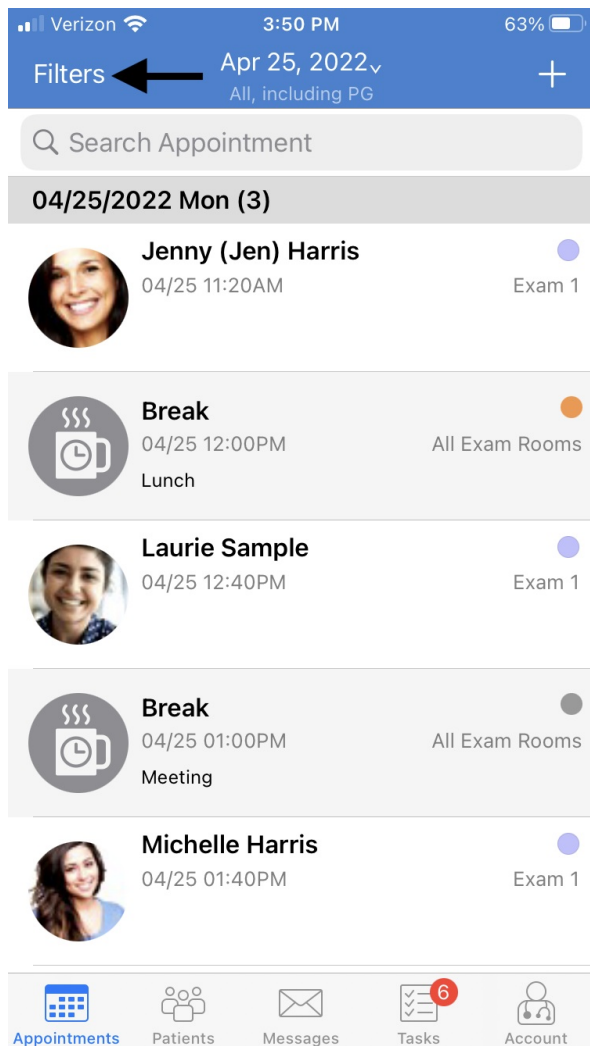


How do I hide breaks from my appointment list on the iPhone?

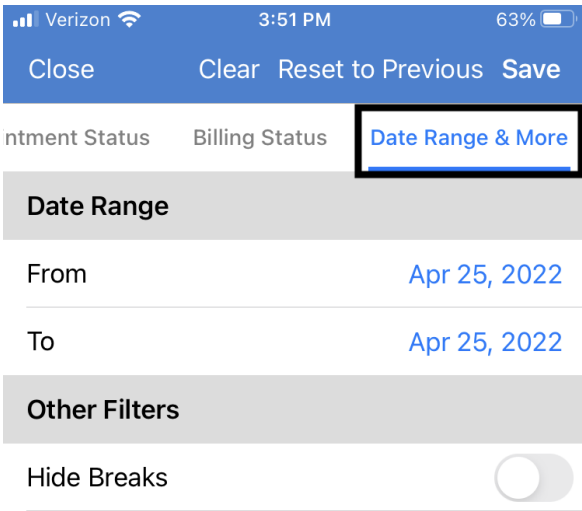
07/24/2024 4:05 pm EDT

In the EHR app, breaks will be displayed alongside your appointments. If you would not like to see breaks listed here, you may remove those breaks from sight using your filters.

1. To remove breaks, tap on the **Filters** option in the upper left-hand corner of the appointments list.



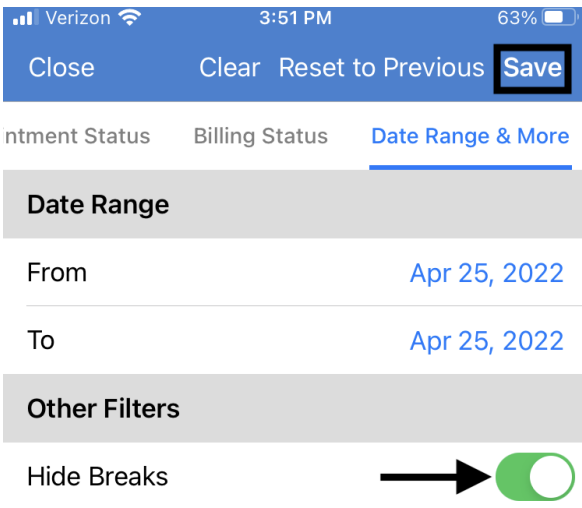
2. In the filters page, swipe over and select the **Date Range & More** tab.



3. Activate the switch (



) and select **Save**.



4. The breaks will be removed from their schedule.

Filters

Apr 25, 2022
All, including PG



Search Appointment

04/25/2022 Mon (3)



Jenny (Jen) Harris

04/25 11:20AM

Exam 1



Laurie Sample

04/25 12:40PM

Exam 1



Michelle Harris

04/25 01:40PM

Exam 1