

# How do I reorder items on my patient's appointment detail view on the iPhone?

07/24/2024 4:15 pm EDT

In the [EHR app](#), all your appointment information is viewable in the Appointment Detail View pane underneath your patient's basic information. To customize this area, you can rearrange or add/remove fields.

The image displays two side-by-side screenshots of the EHR app's Appointment Detail View on an iPhone. Both screenshots show the top navigation bar with the time (9:30 and 9:31), signal strength, Wi-Fi, and battery icons. The left screenshot shows the appointment details for Laurie Sample, including a 'Start Visit' button and a list of appointment details such as Appointment Profile, Appointment Status, Appointment Status History, Office, Exam Room, Provider, Supervising Provider, and Billing Type. The right screenshot shows the Patient Notes section, followed by Billing Details (Payment Profile, Billing Status, Co-pay, Total Payment), Patient Flags (Fall Risk), Contact Information (Cell Phone), Primary Insurance (Company Name, Insurance ID, Group Number, Plan Name), and Consent Forms. The bottom navigation bar in both screenshots includes icons for Appointments, Patients, Messages (with a red notification badge), Tasks (with a red notification badge), and Account.

To reorder fields in the Appointment Detail View pane, access the **Account** section in your navigation bar. Within the account menu, access the settings tab and select **Appointment Detail View Settings**. You can add or remove fields by activating or deactivating the switches (



/



). To reorder the items, hold the (




) icon and drag the menu item to the desired location. Return to the appointments screen to view the new menu. Your selections will automatically save.


Filters Apr 25, 2022 ▾  
All, including PG +

🔍 Search Appointment


**04/25/2022 Mon (3)**



**Jenny (Jen) Harris**  
04/25 11:20AM Exam 1



**Laurie Sample**  
04/25 12:40PM Exam 1



**Michelle Harris**  
04/25 01:40PM Exam 1

**Appointments** Patients Messages Tasks 6 Account