

# Joining a Video Visit for the Patient

07/24/2024 6:25 pm EDT

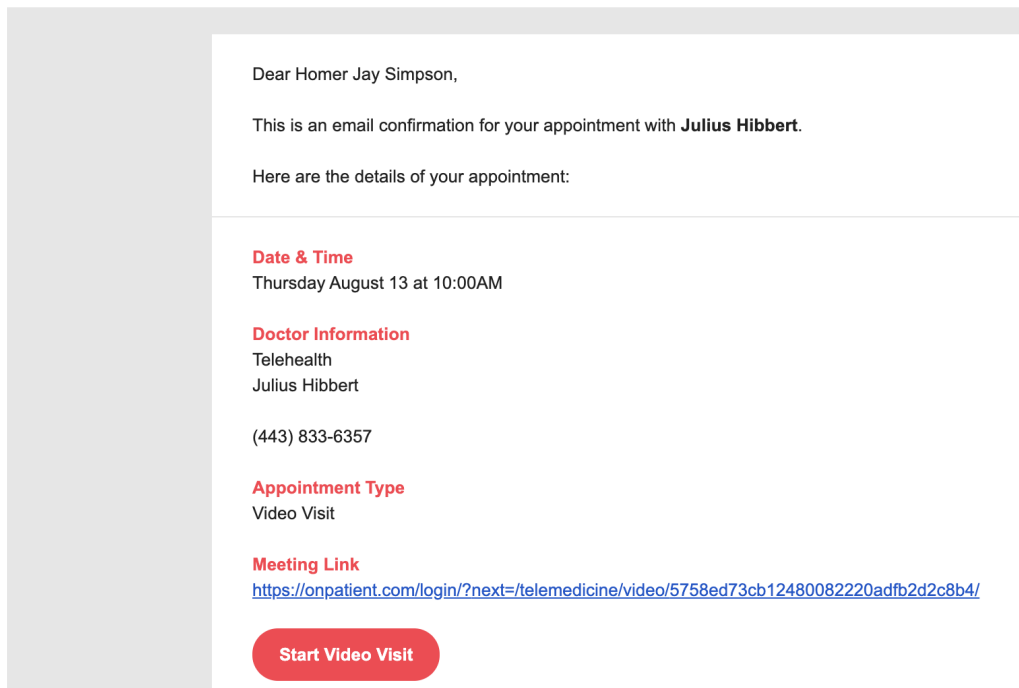
DrChrono offers various ways for patients to join telehealth visits. They can join by clicking on the link that is sent via email or text when a telehealth visit is scheduled or through their OnPatient account.

## Joining via emailed Link

1. Your patient can join a telehealth appointment by clicking on the link that is emailed to them. Click on the **Meeting Link** or **Start Video Visit**.

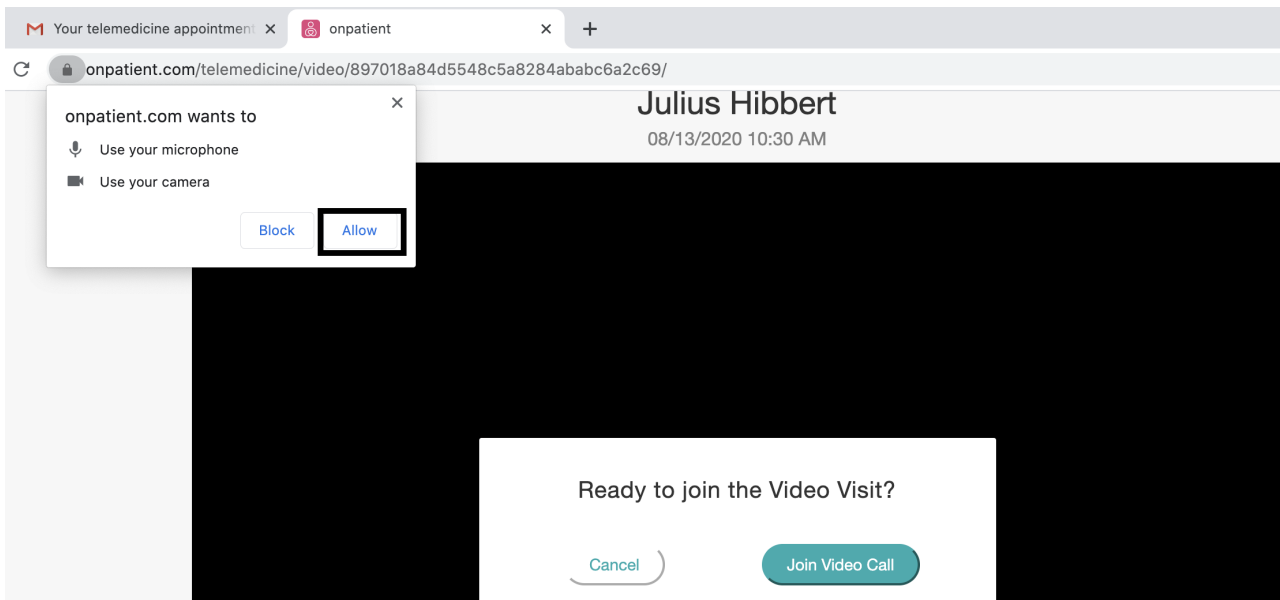
reminders@drchrono.com

to me ▾

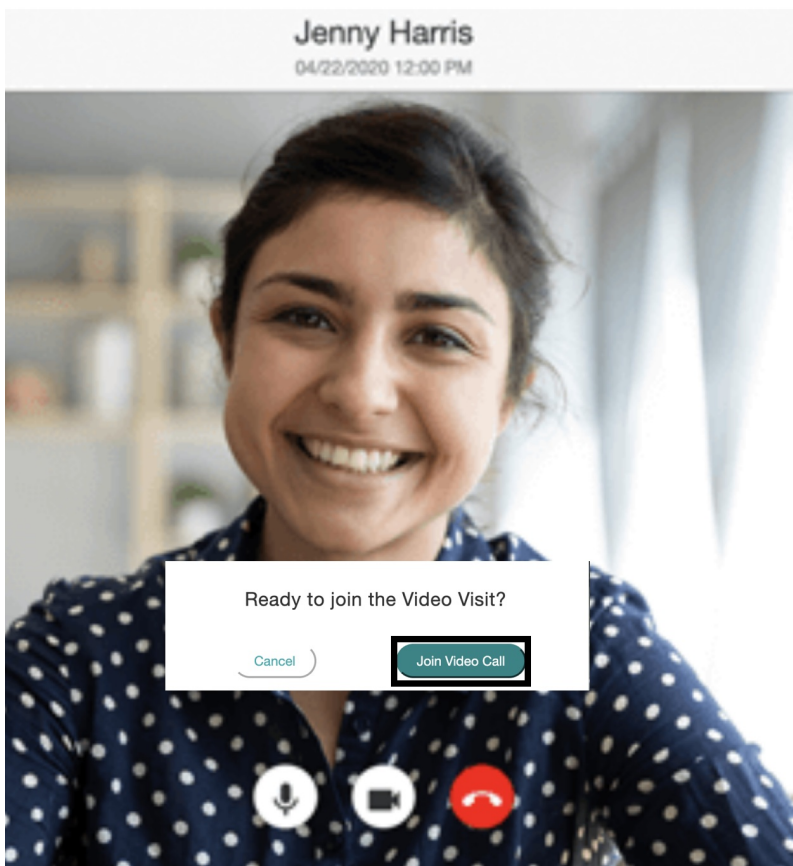


**Note:** If the patient is already connected to OnPatient, they will be prompted to log in to the patient portal after clicking on the link.

2. Once the video visit is launched, they will need to allow access to your camera and microphone by clicking **Allow**.



3. After the microphone and camera have been given access, click the **Join Video Call**.



4. After joining the call, the provider's name and the appointment date and time will be at the top. There will be a message that says **Waiting for doctor to join** if the provider has not yet joined.

Julius Hibbert

08/13/2020 10:30 AM

Waiting for doctor to join.



Consent Forms 1 consent forms not signed

<input type="checkbox"/>	HIPAA Data Use Agreement	<a href="#">Read &amp; Sign</a>
--------------------------	--------------------------	---------------------------------

5. Consent forms can be signed by clicking on the **Read & Sign**.

6. Sign using the mouse and click **Save Signature**.

### HIPAA Data Use Agreement

**HOW YOU CAN GET ACCESS TO THIS INFORMATION. PLEASE REVIEW IT CAREFULLY.**

This Notice of Privacy Practices describes how we may use and disclose your protected health information to carry out treatment, payment or health care operations and for other purposes that are permitted or required by law. It also describes your rights to access and control your protected health information. "Protected health information" is information about you, including demographic information, that may identify you and that relates to your past, present or future physical or mental health or condition and related health care services.

We are required to abide by the terms of this Notice of Privacy Practices. We may change the terms of our notice, at any time. The new notice will be effective for all protected health information that we maintain at that time. Upon your request, we will provide you with any revised Notice of Privacy Practices. You may request a revised version by accessing our website, or calling the office and requesting that a revised copy be sent to you in the mail or asking for one at the time of your next appointment.

**1. Uses and Disclosures of Protected Health Information**

Your protected health information may be used and disclosed by your physician, our office staff and others outside of our office who are involved in your care and treatment for the purpose of providing health care services to you. Your protected health information may also be used and disclosed to pay your health care bills and to support the operation of your physician's practice.

Following are examples of the types of uses and disclosures of your protected health information that your physician's office is permitted to make. These examples are not meant to be exhaustive, but to describe the types of uses and disclosures that may be made by our office.

**Treatment:** We will use and disclose your protected health information to provide, coordinate, or manage your health care and any related services. This includes the coordination or management of your health care with another provider. For example, we would disclose your protected health information, as necessary, to a home health agency that provides care to you. We will also disclose protected health information to other physicians who may be treating you. For example, your protected health information may be provided to a physician to whom you have been referred to ensure that the physician has the necessary information to diagnose or treat you. In addition, we may disclose your protected health information from time-to-time to another physician or health care provider (e.g., a specialist or laboratory) who, at the request of your physician, becomes involved in your care by providing assistance with

Sign in the box above and click on "Save signature"

[Save signature](#)

7. The patient can view, download, or print the consent forms signed by clicking **View**.

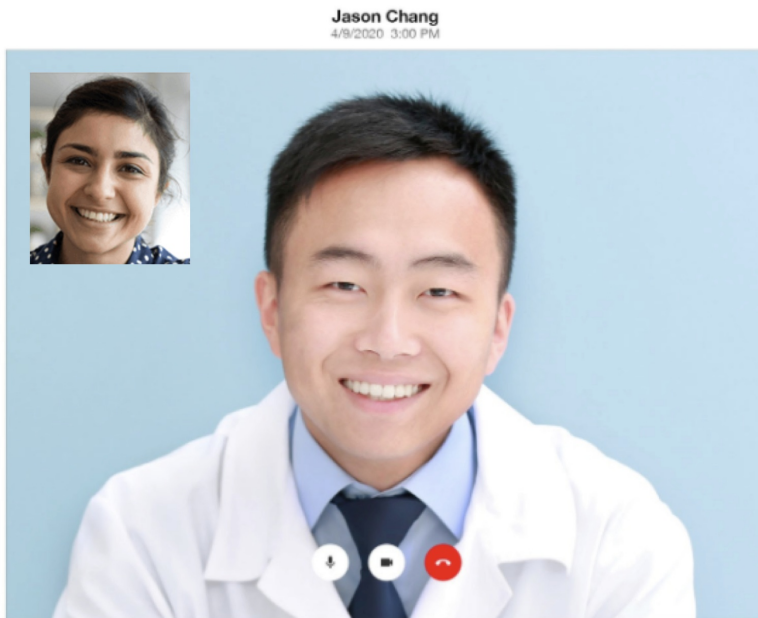
## Consent Forms



HIPAA Data Use Agreement

View

8. The provider will show in the main section of the screen and the patient's camera screen will show in the top left after the provider has joined.



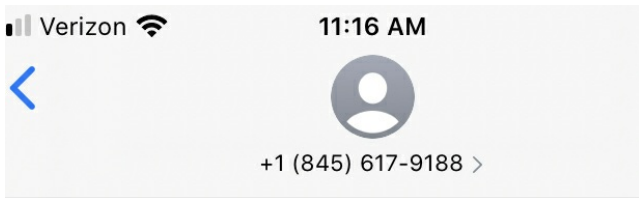
9. Once your video visit is complete, click on the (



) icon.

### Joining via Text

If your office is sending text reminders, the patient can click on the link to launch your device's browser and then follow the steps listed above. If the patient is already connected to OnPatient, they will be prompted to log in to their patient portal after clicking on the link.



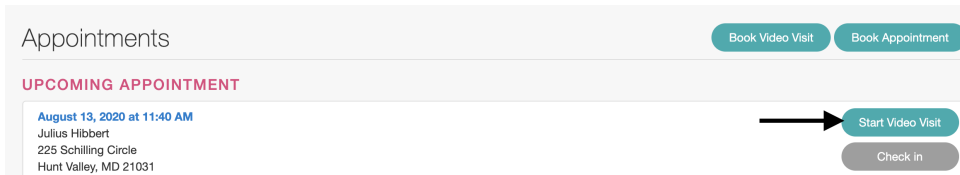
Text Message  
Today 11:16 AM

You had a Video Visit appointment with Julius Hibbert on August 13, 2020 at 10:30:00 AM EDT.  
Your Video Visit link is: <https://onpatient.com/telemedicine/video/897018a84d5548c5a8284aba6c6a2c69/>

### Joining via OnPatient

If the patient has connected to their provider through OnPatient or if they are prompted to log in to the portal after clicking the link, they can join your video visit through the portal.

Once the appointment is scheduled, they will need to log in to OnPatient, find the appointment, and click **Start Video Visit**.



Once the video visit has launched, follow the steps outlined above.