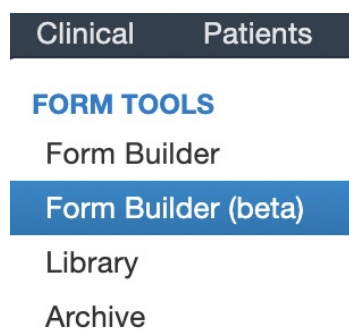


Clinical Notes in the CCDA with the New Form Builder

07/24/2024 1:15 pm EDT

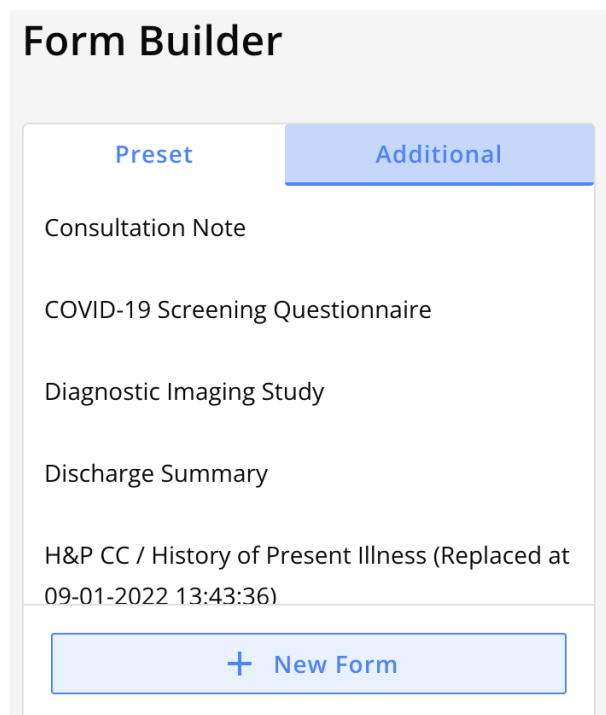
With the new Form Builder in DrChrono, you can choose the type of clinical note you are creating. Each form type has a LOINC code associated with it. When the CCDA is generated, the LOINC code associated with the form type will be included.

To set up a form, go to **Clinical > Form Builder (beta)**.



The screenshot shows a navigation menu with two main tabs: "Clinical" and "Patients". Under the "Clinical" tab, there is a section titled "FORM TOOLS" with four items: "Form Builder", "Form Builder (beta)", "Library", and "Archive". The "Form Builder (beta)" item is highlighted with a blue background.

Under the **Additional** tab select **+New Form**.




The screenshot shows the "Form Builder" interface. At the top, there are two tabs: "Preset" and "Additional". The "Additional" tab is selected and highlighted in blue. Below the tabs, there is a list of form types: "Consultation Note", "COVID-19 Screening Questionnaire", "Diagnostic Imaging Study", "Discharge Summary", and "H&P CC / History of Present Illness (Replaced at 09-01-2022 13:43:36)". At the bottom of the list, there is a button labeled "+ New Form".

Click the gear icon.



New Clinical Form *  

New Text Field

Click **Edit Form Info**.

New Clinical Form * 

New Text Field

-  Edit Form Info
-  Archive Form

Name the form and select the **Form Type**.

Edit Form Info



Form Name

Form Type

- Consultation Note
- Diagnostic Imaging Study
- Discharge Summary
- History and Physical Note
- Laboratory Report Narrative
- None
- Pathology Report Narrative
- Procedure Note
- Progress Note

Click **Update** to save the form type.

Edit Form Info



Form Name

Consultation Note Template Example

Form Type

Consultation Note

Update

Complete the form using the form-building tools.

Consultation Note Template Example * 

Undo

Save

Consultation Question 1

Text Field

Consultation Question 2

Text Field

The forms will appear under the additional tab for you to use with your clinical note.

H&P

SOAP

ADDITIONAL

 View Locked Note

Consultation Note

Diagnostic Imaging Study

Discharge Summary

Consultation Note Template Example

History and Physical Note CCDA Test

Laboratory Report Narrative

Pathology Report Narrative

Procedure Note

Progress Note

Once you have signed and locked the clinical note, the contents of the note will be available in the CCDA.

Table of Contents

- Allergies, Adverse Reactions, Alerts
- Encounters
- History and Physical Notes
- Consultation Notes
- Progress Notes
- Procedure Notes
- Pathology Report Narratives
- Discharge Summaries
- Laboratory Report Narratives
- Diagnostic Imaging Studies
- Family History
- Immunizations
- Instructions
- Medications Administered
- Medications
- Insurance Providers
- Assessments
- Plan of Care
- Problems
- Procedures
- Lab Test Results
- Social History
- Vital Signs

History and Physical Notes

- Smith, Dr. James - Dec. 22, 2022, 9:15 a.m.
History and Physical Note CCDA Test:hello there

Consultation Notes

- Smith, Dr. James - Dec. 22, 2022, 9:15 a.m.
Testing for consultation note CCDA consultation test

Progress Notes

- Smith, Dr. James - Dec. 22, 2022, 9:15 a.m.
Progress Note CCDA Test: Hello there

Procedure Notes

- Smith, Dr. James - Dec. 22, 2022, 9:15 a.m.
Procedure Note CCDA Test: hello there

Pathology Report Narratives

- Smith, Dr. James - Dec. 22, 2022, 9:15 a.m.
Pathology Report Narrative CCDA Test: hello there

Discharge Summaries

- Smith, Dr. James - Dec. 22, 2022, 9:15 a.m.
Discharge Summary CCDA Test: hello there

Laboratory Report Narratives

- Smith, Dr. James - Dec. 22, 2022, 9:15 a.m.
Laboratory Report Narrative CCDA Test: hello there

Diagnostic Imaging Studies

- Smith, Dr. James - Dec. 22, 2022, 9:15 a.m.
Diagnostic Imaging Study CCDA Test CCDA Diagnostic Imaging test.

In the XML file for the CCDA, the LOINC code associated with the form type is included.

```

<component>
  <section>
    <templateId root="2.16.840.1.113883.10.20.22.2.65" extension="2016-11-01" />
    <code code="34117-2" codeSystem="2.16.840.1.113883.6.1" codeSystemName="LOINC" displayName="History and Physical Note" />
    <title>History and Physical Notes</title>
    <text>
      <list>
        <item ID="History_and_Physical_Note_1">
          <paragraph>Smith, Dr. James - Dec. 22, 2022, 9:15 a.m.</paragraph>
          History and Physical Note CCDA Test:hello there
        </item>
      </list>
    </text>
    <entry>
      <act classCode="ACT" moodCode="EVN">
        <templateId root="2.16.840.1.113883.10.20.22.4.202" extension="2016-11-01" />
        <code code="34109-9" codeSystem="2.16.840.1.113883.6.1" codeSystemName="LOINC" displayName="Note">
          <translation code="34117-2" codeSystem="2.16.840.1.113883.6.1" codeSystemName="LOINC" displayName="History and Physical Note" />
        </code>
        <text>
          <reference value="#History_and_Physical_Note_1" />
        </text>
        <statusCode code="completed" />
        <effectiveTime value="20221222" />
        <author>
          <templateId root="2.16.840.1.113883.10.20.22.4.119" />
          <time value="20221222091546-0500" />
          <assignedAuthor>
            <id root="20cf14fb-b65c-4c8c-a54d-b0cca834c18c" />
            <assignedPerson>
              <name>
                <prefix>Dr.</prefix>
                <family>Smith</family>
              </name>
            </assignedPerson>
          </assignedAuthor>
        </author>
      </act>
    </entry>
  </section>
</component>

```

⚠ The number of foldable regions is

Below is a list of form types and LOINC codes.

| Description | C-CDA Title | LOINC® code |
|-----------------------------|--------------------------------|-------------|
| Consult Note | Consultation Notes | 11488-4 |
| Discharge Summary | Discharge Summaries | 18842-5 |
| History and Physical Note | History and Physical Notes | 34117-2 |
| Diagnostic Imaging Study | Diagnostic Imaging Study Notes | 18748-4 |
| Laboratory Report Narrative | Laboratory Report Narratives | 11502-2 |
| Pathology Report Narrative | Pathology Report Narratives | 11526-1 |
| Procedure Note | Procedure Notes | 28570-0 |
| Progress Note | Progress Notes | 11506-3 |