

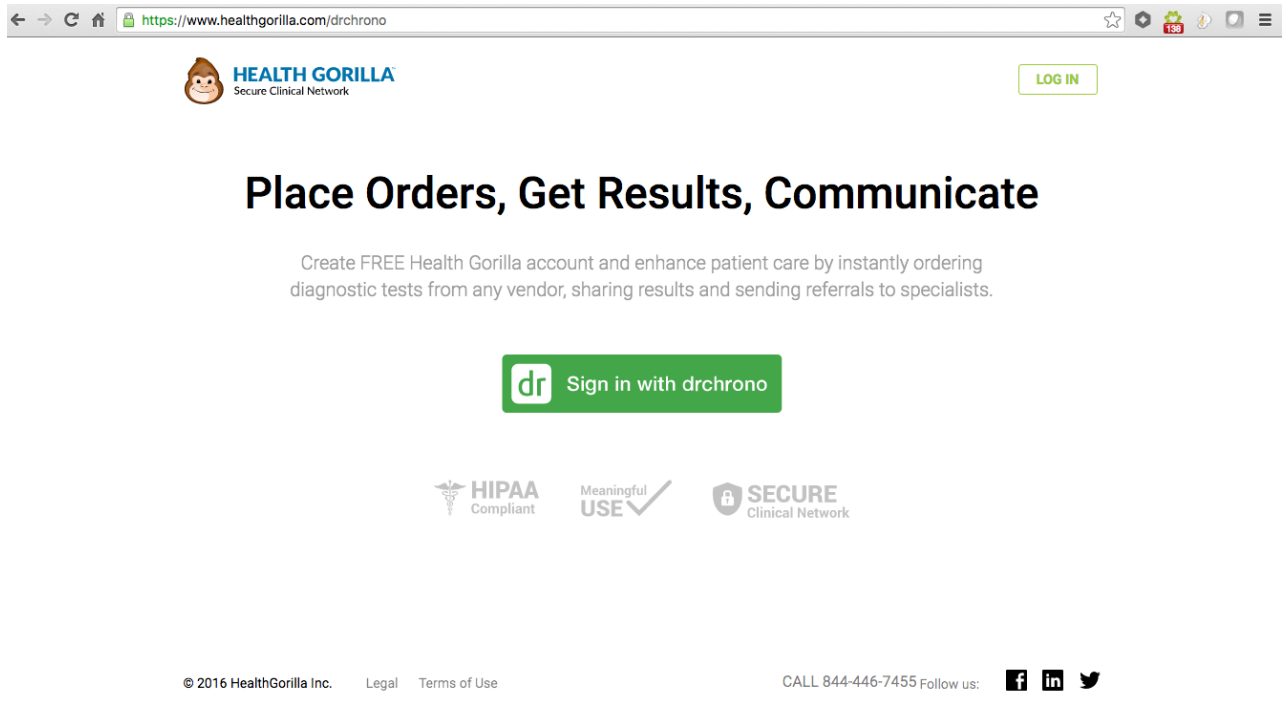
Using Health Gorilla in DrChrono

07/24/2024 10:06 pm EDT

We've now integrated with Health Gorilla to give our customers greater access to electronic labs. Your [account plan type](#) needs to be a Hippocrates or above for the integration with Health Gorilla.

1. To get started go to healthgorilla.com/drchrono and click **Sign in with DrChrono**.

Note: Be sure you have entered your NPI into your DrChrono account settings **before** you set up your Health Gorilla account.



2. It's going to ask you to authorize Health Gorilla to access your DrChrono information. Click **Authorize** if you agree to the terms

Authorization Requested

Health Gorilla wants to access your data:

- View your basic information.
- View detailed patient information.
- Create patients and modify detailed patient information.
- View summary information about your patients. This includes patients' name, chart_id, age, and gender.
- Create new patients and set their name, chart_id, age, and gender.
- View patient lab orders and results.
- Create and modify patient lab orders and results.
- View messages in your message center.
- Create and modify messages in your message center.
- View clinical information, such as vitals, clinical notes, medications and diagnoses.
- View your appointments.

Health Gorilla

Authorize

Cancel

3. It's going to ask you to verify your identity with several questions pertaining to you and your medical license.

Validate your identity

This is a secure HIPAA system - data security is important and required by law.

Full Name or NPI

Date of birth

Home Zip Code

Health Gorilla is a HIPAA compliant system that contains PHI data. We must verify all our users based on the HIPAA rules. Health Gorilla implements a 2-step verification process which includes verifying your personal information. Health Gorilla does not store or retain any of your verification data and relies on various approved and secure sources to verify this information.

By clicking Next Step, you confirm that you have read and agreed to [Health Gorilla Terms](#)

Next

4. Back in DrChrono, go to a patient chart and select **Health Gorilla** under **App Directory**


| | |
|---------------------|---|
| Demographics | |
| Appointments | |
| Clinical Dashboard | |
| Documents | |
| Eligibility | |
| Tasks | 0 |
| Problem List | 4 |
| Medication List | 5 |
| Send eRx | |
| Allergy List | 4 |
| Drug Interactions | 0 |
| CQMs | |
| Intake Data | |
| Lab Orders | |
| Immunizations | |
| Growth Charts | |
| onpatient Access | |
| Education Resources | |
| Communication | |
| Family History | |
| Imaging Orders | |
| Implantable Devices | |

App Directory

| |
|----------------|
| Health Gorilla |
|----------------|

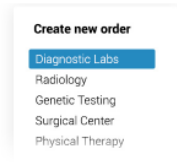
5. Health Gorilla will guide you through the final steps in the setup

What can Health Gorilla do for you?



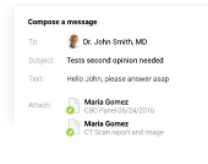
View

Get a complete picture of patient health history with our truly universal electronic medical record, aggregating data from throughout a patient's lifetime across providers and medical facilities.



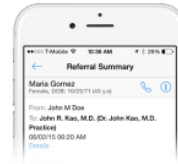
Automate

Instantly place electronic orders to any lab or medical facility in our extensive partner network, and send or receive referrals online with complete patient history.



Communicate

Securely share medical records with patients, family members, caregivers, specialists, and nurses, or chat via our HIPAA-secure messaging platform.



Go

The Health Gorilla app offers secure access to review and share clinical history, place clinical orders, send referrals, review and share results, and more from any device, in any location.

Next

Verify your information

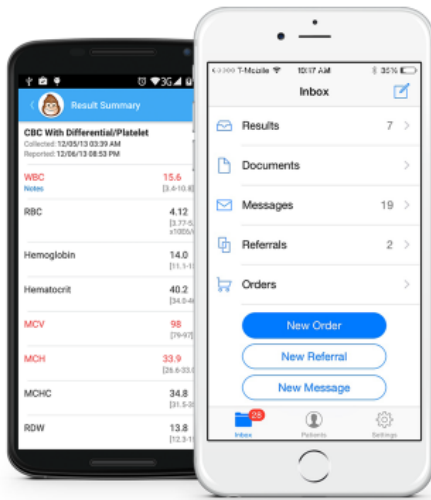
Please make necessary corrections

| | |
|---------------|---|
| Practice name | <input type="text" value="Kermit Frog Practice"/> |
| Address 1 | <input type="text"/> |
| Address 2 | <input type="text"/> |
| City | <input type="text" value="Mountain View"/> |
| State | <input type="text" value="CA"/> |
| Zip | <input type="text" value="94043"/> |

Next

1 Profile created ————— 2 Verify ————— 3 Connect with Vendors ————— 4 Done

Thank you!



Go mobile

Place orders, send referrals and more right from your hand palm.



You are all set!

Done

6. Once finished you can start ordering labs from this page!

To place an order for The Swedish Chef click a button below

Place New Order for The Swedish Chef ▾

- Diagnostic Laboratories
- Radiology Imaging
- Genetic Testing**
- Surgical Centers
- Physical Therapy
- Skilled Nursing Facilities
- Home Health Agencies
- Sleep Centers
- Hospice
- Assisted Living Facilities
- Specialists

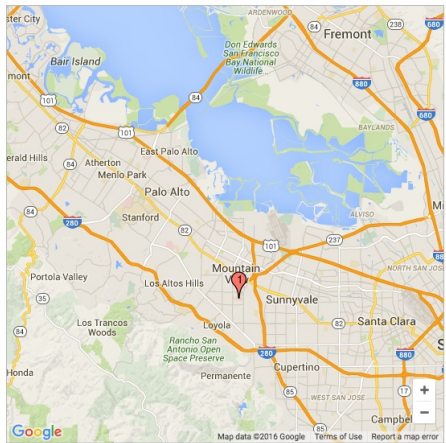
 **New Order**  **VENDOR** TESTS COMPLETE SUBMIT


Search or select vendor for this order

bio Distance 5 From Office Patient ZIP code **Search**

1 **BioReference Lab**
2500 Hospital Drive, Building 4B, Mountain View, CA 94040
F: (650) 969-1651 P: (650) 969-1657 **3.6 Miles**

Previous 1 - 1 Next



 **The Swedish Chef**
Male, 01/01/2016 (124 days)
1001 N. Rengstorff, Mountain View, CA 94043
kalin.showers+swedishchef@drchrono.com
M: (650) 400-4472
Room/Bed:

Cancel **Continue**

Select a vendor on the left

Note: Electronic lab orders for Quest and Labcorp are not available through Health Gorilla. In order to place an electronic lab order to Quest or Labcorp, you will need to open an account with each of these labs (if you don't already have one) and then connect that account to DrChrono. Please see our article for more information on setting up those direct accounts and integrating with DrChrono. In the event that Quest or Labcorp is temporarily unavailable in your account, you are able to order labs for Quest and Labcorp via e-fax as long as you have provided your account numbers to Health Gorilla.

Click [here](#) for a list of connected Health Gorilla labs.
