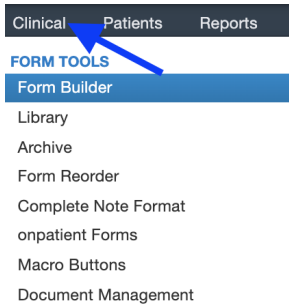


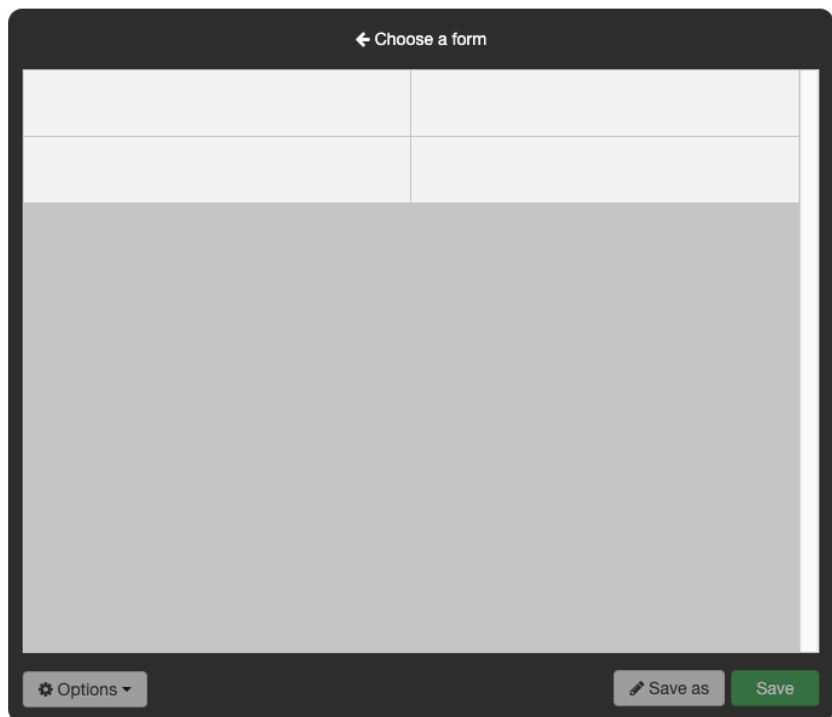
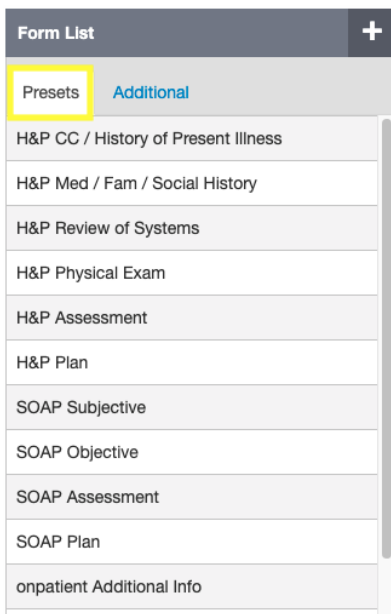
Editing the Preset Clinical Forms in DrChrono

07/24/2024 11:44 am EDT

To get to the Form Builder select **Clinical > Form Builder**.



You can edit any of the preset clinical forms in your DrChrono account. The preset forms are located in the **Form List**.



Select the form you would like to edit. You can add or remove any existing fields. You can change any of the fields to fit with your clinical documentation workflows.

When you are finished with your edits, click **Save** at the bottom of the page.

Form List +

Presets Additional

- H&P CC / History of Present Illness
- H&P Med / Fam / Social History
- H&P Review of Systems
- H&P Physical Exam
- H&P Assessment
- H&P Plan
- SOAP Subjective
- SOAP Objective
- SOAP Assessment
- SOAP Plan
- onpatient Additional Info

Share

Library Email Facebook Twitter

H&P CC / History of Present Illness *

Location <input type="text" value="Multiple Select"/>	Location Comments <input type="text"/>
Quality <input type="text" value="Multiple Select"/>	Quality Comments <input type="text"/>
Severity <input type="text" value="Single Select"/>	Severity Comments <input type="text"/>
Duration <input type="text" value="Multiple Select"/>	Duration Comments <input type="text"/>
Onset / Timing <input type="text" value="Multiple Select"/>	Onset Comments <input type="text"/>
Context <input type="text" value="Multiple Select"/>	Context Comments <input type="text"/>
Modifying Factors <input type="text" value="Multiple Select"/>	Modifying Factors Comments <input type="text"/>

Options ^
Undo Changes
 Save as
Save