

Recording Vitals and How the Data is Displayed (Web & iPad)

07/24/2024 7:50 pm EDT

On the Web

1. Click on a patient's appointment and select the **Vitals** tab at the top of the appointment screen. You can enter the vitals information in the column for the current visit.

The screenshot shows the 'Schedule Appointment' interface with the 'Vitals' tab selected. The 'Current Visit' column is highlighted with a black box. The vitals data is as follows:

Name	10/10/2021 09:00 AM	10/11/2021 09:00 AM	10/12/2021 09:00 AM	10/17/2021 09:00 AM	Current Visit 10/18/2021 at 09:20 AM
Temperature (f)	98.70	98.40	98.60	97.90	98.60
Pulse (bpm)	75	73	77	80	70
Blood Pressure (mmHg)	121 / 79	123 / 80	120 / 80	123 / 82	120 / 78
Respiratory Rate (rpm)	13	14	15	12	15
Oxygen Saturation (%)	97.00	99.00	98.00	95.00	98.00
Height (in)	65.00	65.00	65.00	65.00	65.00
Weight	134 lb 0 oz	135 lb 0 oz	135 lb 0 oz	135 lb 0 oz	135 lb 0
BMI (kg/m2)	22.30	22.46	22.46	22.46	22.46
Pain (1-10)					
Smoking Status	Never smoker	Never smoker	Never smoker	Never smoker	Never smoker
Head Circumference (in)					

2. You can view the vitals data in a PDF or CSV spreadsheet.

The screenshot shows the 'Schedule Appointment' interface with the 'Full Vitals History (pdf)' and 'Full Vitals History (csv)' buttons highlighted with a black box. The vitals data is as follows:

Name	10/10/2021 09:00 AM	10/11/2021 09:00 AM	10/12/2021 09:00 AM	10/17/2021 09:00 AM	Current Visit 10/18/2021 at 09:20 AM
Temperature (f)	98.70	98.40	98.60	97.90	98.60
Pulse (bpm)	75	73	77	80	70

After clicking **Vital History (PDF)** it will render a PDF document that has the vitals information for the patient.

Patient: Jennifer Harris
Provider:

DOB: 02/11/1980

Sex: F
Chart: HAJE000002

Vital Signs History for Jennifer (Jenny) Harris

Created On: October 18, 2021

System Vitals

	Temperature	Pulse	Blood Pressure	Respiratory Rate	Oxygen Saturation	Height	Weight	BMI	Smoking Status
10/18/21	98.60 f	70 bpm	120/78 mmHg	15 rpm	98.00 %	65.00 in	135 lb 0 oz	22.46 kg/m ²	Never smoker
10/17/21	97.90 f	80 bpm	123/82 mmHg	12 rpm	95.00 %	65.00 in	135 lb 0 oz	22.46 kg/m ²	Never smoker
10/12/21	98.60 f	77 bpm	120/80 mmHg	15 rpm	98.00 %	65.00 in	135 lb 0 oz	22.46 kg/m ²	Never smoker
10/11/21	98.40 f	73 bpm	123/80 mmHg	14 rpm	99.00 %	65.00 in	135 lb 0 oz	22.46 kg/m ²	Never smoker
10/10/21	98.70 f	75 bpm	121/79 mmHg	13 rpm	97.00 %	65.00 in	134 lb 0 oz	22.30 kg/m ²	Never smoker

If you select **Vitals History (csv)**, you can download a spreadsheet of the patient's vitals history.

+ Sheet 1

vital_signs_history_of_HAJE000002.csv

System Vitals	Temperature	Pulse	Blood Pressure	Respiratory Rate	Oxygen Saturation	Height	Weight	BMI	Smoking Status
10/18/21	98.60 f	70 bpm	120/78 mmHg	15 rpm	98.00%	65.00 in	135 lb 0 oz	22.46 kg/m ²	Never smoker
10/17/21	97.90 f	80 bpm	123/82 mmHg	12 rpm	95.00%	65.00 in	135 lb 0 oz	22.46 kg/m ²	Never smoker
10/12/21	98.60 f	77 bpm	120/80 mmHg	15 rpm	98.00%	65.00 in	135 lb 0 oz	22.46 kg/m ²	Never smoker
10/11/21	98.40 f	73 bpm	123/80 mmHg	14 rpm	99.00%	65.00 in	135 lb 0 oz	22.46 kg/m ²	Never smoker
10/10/21	98.70 f	75 bpm	121/79 mmHg	13 rpm	97.00%	65.00 in	134 lb 0 oz	22.30 kg/m ²	Never smoker

3. Navigate back to the **Appointment** tab and click **Save** or **Save and Close**.

Schedule Appointment

Appointment | Billing | Eligibility | Vitals | Growthcharts | Flags | Log Comm. | Revisions | Custom Data | MU Helper

Type Appointment Video Visit Walk-in Transition of Care Referral

WARNING: This patient is pre-populated sample data. 18 past appointments CDS: Mammogram screening for all women aged 40-74

Provider: Dr. James Smith

Patient: Jenny (Jen) Harris - 02/11/1980

Reason:

Scheduled: 10/18/2021 Time 09:00AM

Duration: 10 minutes Allow overlapping

Notes:

Consent Forms:
 HIPAA Data Use Agreement (default)
 No Show Policy (default)

Supervising: - If different to provider -

Office: Eastern Office

Profile: -----

Eligibility Profile: -----

Exam: Exam 1

Color: [Yellow]

Status: > 24h

Recurring Appointment A scheduled appointment cannot be converted to a recurring series.
 Arrange a Follow-up Reminder
 View Active Reminders:

How to view Pediatric Vitals (on the web)

Additional Pediatric Vitals have been added to DrChrono's database. In order to view, the user must first enable this feature via Account > Custom Fields > Vitals Flowsheet > Edit Flowsheet > toggle switch to Enabled.

Account Marketplace

PROVIDER SETTINGS

- Account Settings
- onpatient Settings
- Account Setup

Custom Fields

- Copy Dashboard (Beta)
- API
- App Directory

PRACTICE SETTINGS

- Offices
- Facilities
- Staff Members
- Staff Permissions
- eRx Settings

- Appointment Fields
- Appointment Profiles
- Appointment Statuses
- Appointment Templates
- Billing Profiles
- Billing Statuses
- Eligibility Profiles
- Patient Demographics
- Patient Flag Types
- Patient Payment Types
- Procedures
- Procedure Categories
- Vital Flowsheets

Additional Vitals (09/16/22)

Date On Top | Newest To Oldest | Max 15 Sets | Max 7 Cols | Enabled | Display On Note | Hide Empty Apt |

Edit Flowsheet

+ Add New Vital

Vital Name	Form Name	Data Type	Preview	Description	Updated	Created	Vital Type	
Weight-for-Length Percentile							system	Edit
Head Occipital-frontal Circumference Percentile							system	Edit
BMI Percentile							system	Edit
Oxygen Concentration							system	Edit

Update Flowsheet



Name

Table Format

Number of Appointments to Render

Max Columns Per Table

Appointment Order

Flowsheet Order

Enabled

Hide From Note

Include Empty Appointments (Without Vitals) On Note

Auto Balance Table Columns

Close

Archive

Save

Additional Vitals (09/16/22)						
Name	11/18/2021 03:30 PM	02/28/2022 01:00 PM	03/07/2022 12:00 PM	05/16/2022 02:30 PM	05/19/2022 09:30 AM	09/14/2022 02:00 PM
Weight-for-Length Percentile (%)						
Head Occipital-frontal Circumference Percentile (%)						
BMI Percentile (%)						
Oxygen Concentration (%)						

On the iPad

1. Select the appointment and tap **Vitals**.

The screenshot shows a mobile application interface for a patient named Jenny (Jen) Harris. The top navigation bar includes 'Filters', 'Today', and a search icon. Below the navigation bar, there is a search bar and a list of appointments for '08/27/2021 Fri (1)'. The selected appointment is for 'Jenny (Jen) Harris' at '08/27 09:53AM', marked as 'Exam 1'. The patient's profile card shows a photo and the text 'Jenny (Jen) Harris (Female | 41 | 02/11/1980)'. Below the profile card, there are tabs for 'Appointment Options', 'Super Bill', and 'Vitals', with an arrow pointing to the 'Vitals' tab. A 'Start Visit' button is also visible. The main content area is divided into sections: 'Appointment Details' (08/27 09:53AM, 30 minutes), 'Appointment profile' (None Selected), 'Office' (Eastern Time Office), 'Provider' (Brendan Wilberton), 'Supervising Provider' (None Selected), 'Appointment Status' (None Selected), 'Exam Room' (Exam 1), and 'Billing Type' (ICD-10). Below this is the 'Billing Details' section, including 'Payment profile' (Insurance), 'Co-Pay' (\$20.00), 'Billing Status' (None Selected), and 'Total Payment' (\$0.00). The 'Patient Flags' section lists 'Auto Accident', 'Gestational Diabetes', and 'Must lay down for blood draw'. The 'CDS Matches' section shows one match. At the bottom, there is a navigation bar with icons for 'Dashboard', 'EHR', 'Messages', 'Tasks', and 'Account'.

2. Enter the vitals information and select **Save**.

10:23 AM Fri Aug 27

Filters Today

Search Appointments

08/27/2021 Fri (1)

Jenny (Je)
08/27 09:53

J. Harris 02/11/1980

Close Save

System Vitals

	12 / 12	08/16/2021 01:21 PM	08/17/2021 10:00 AM	08/18/2021 08:47 AM	08/24/2021 03:49 PM	Today 9:53 AM
Temperature °F						98.6
Pulse bpm						89
Blood Pressure mmHg						129/84
Respiratory Rate rpm						
Oxygen Saturation %						
Height in						
Weight lbs						
BMI						
Pain						
Smoking Status						
Head Circumference in						

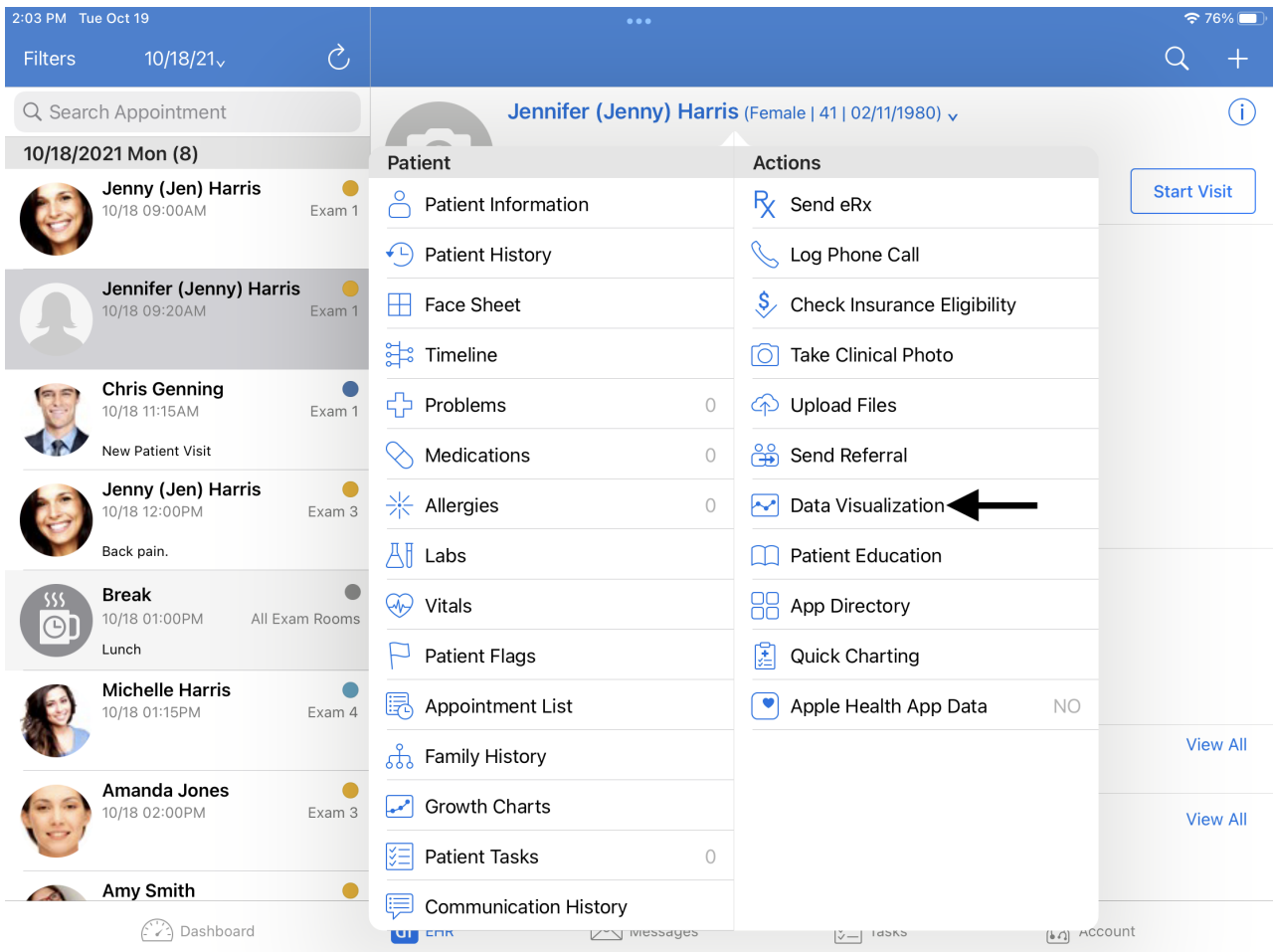
Start Visit

View All

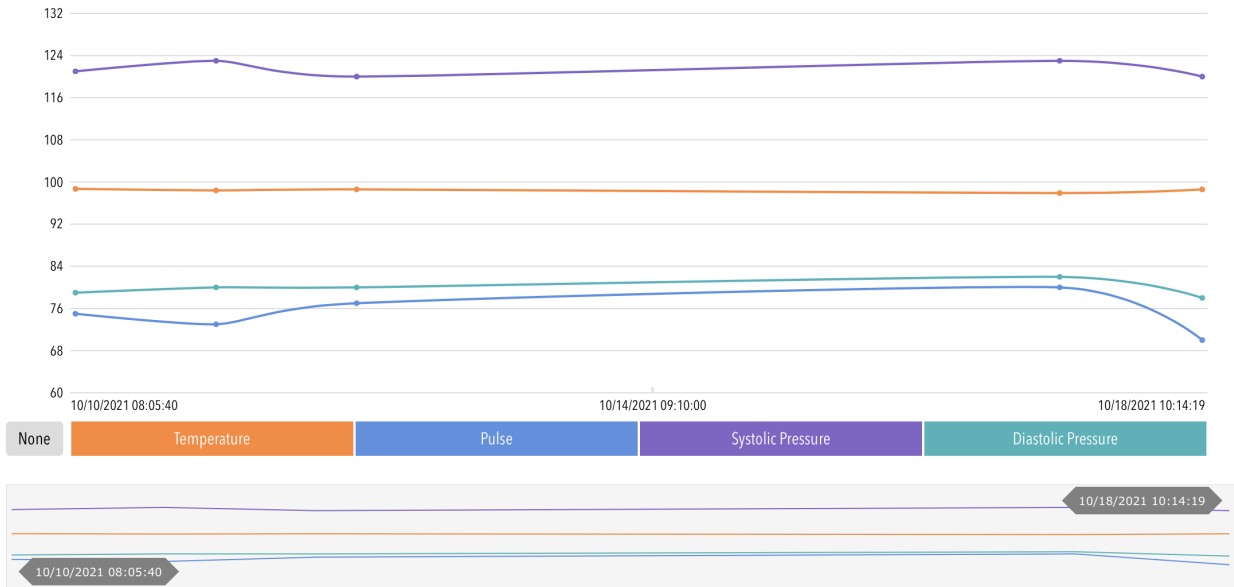
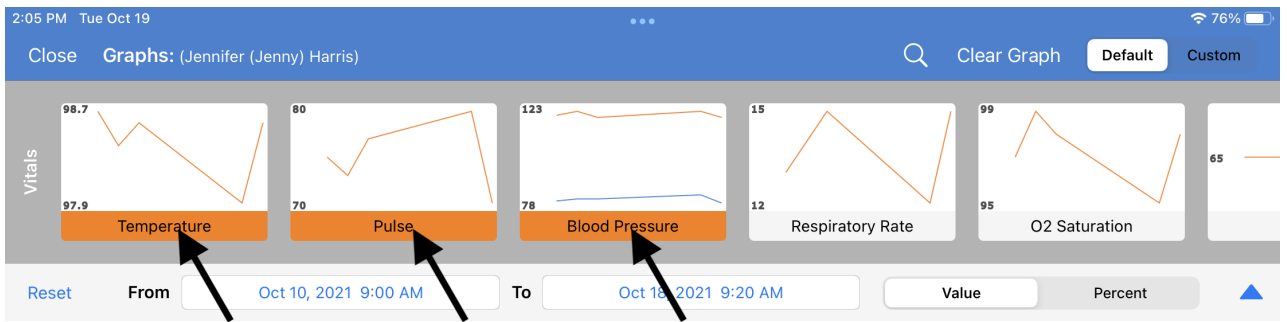
Rendering 5 Appointments

Dashboard EHR Messages Tasks Account

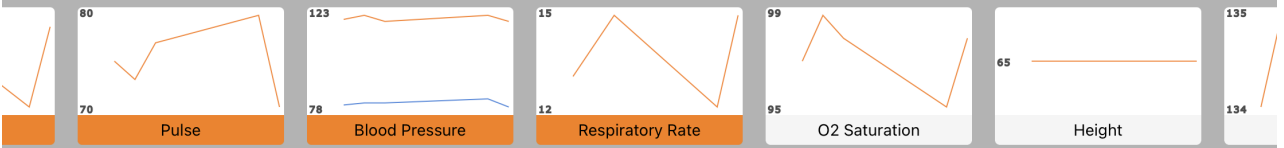
3. Tap on the patient's name and select **Data Visualization**.



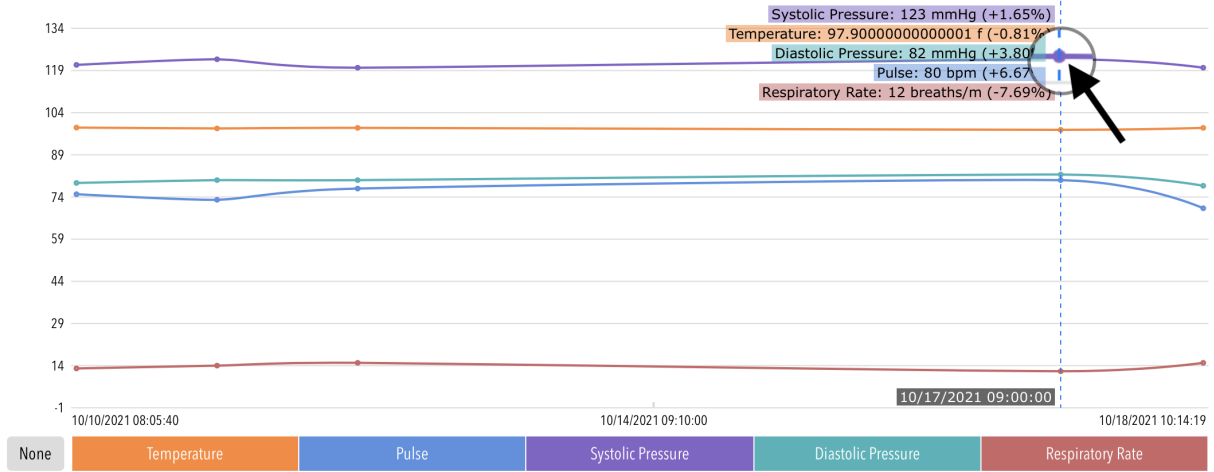
4. Tap to select or deselect the vital signs to display.



6. If you tap on one of the data points, you can see the data displayed for that date.



Reset From Oct 10, 2021 9:00 AM To Oct 18, 2021 9:20 AM Value Percent



None Temperature Pulse Systolic Pressure Diastolic Pressure Respiratory Rate

