

# Patient Education Materials: How do I use a document another provider uploaded?

07/24/2024 7:10 pm EDT

In Patient Education, providers may access and share documents with providers who have uploaded to the DrChrono community. By browsing through the repository of community documents, you do not need to create your own to share with your patients by providing your patients with community documents.

To use a public document, navigate to the document you wish to use by visiting our [Patient Education Materials Library](#).



In the information panel on the right side of the page, select **Use this resource**.

Contact Us: (844) 569-8628 | Log Out

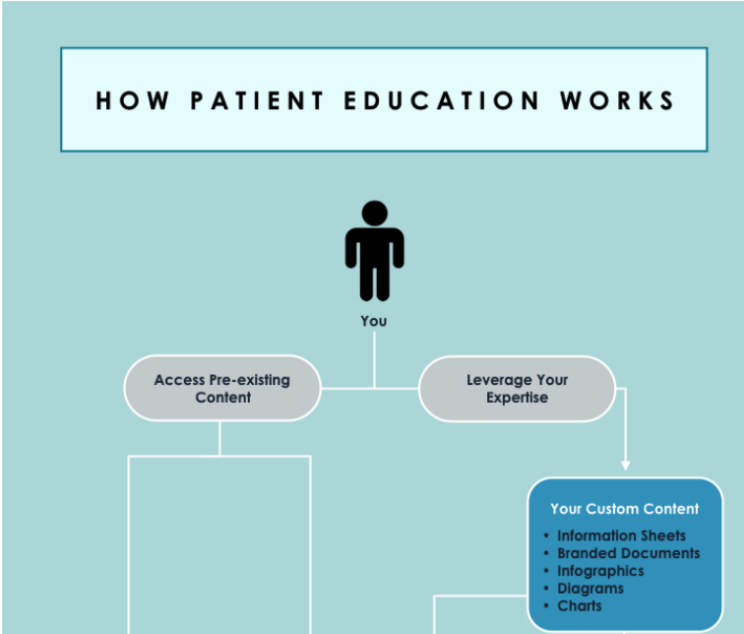
**dr** chrono Solutions ▾ Practice ▾ Insights & Resources ▾ About ▾ **My EHR**

## **dr** chrono

### PATIENT EDUCATION

Provider  • • • ? • • •  Patient

Effective patient education builds confidence with your patient and helps them make informed decisions. Share with your patient a wealth of digital resources compiled from community resources, Mayo Clinic documents, and your own custom content.



There are **0** copies in use.  
**Published:** Nov. 24, 2016, 2:17 p.m.  
**Doctor:** Thomas Your  
**Specialty:** Cardiologist

**Use this resource** Back to list

If you are not signed in, you will be prompted to sign in with your DrChrono login credentials. Once you log in, the

document will be saved to your own Patient Education Resources library. From your navigation bar, mouse over **Clinical** and select **Patient Education Management** to view your library.

## Patient Education Resources

[Upload New Resource](#)

### Filter results

Private  Public Title / Description / Notes / Tag:  [Search](#)

Title	Description	
<a href="#">Infographic: What is Patient Education?</a>	An infographic on how to use the Patient Education feature within the drchrono EHR.	0 shares <b>Public</b>
<a href="#">Mumps - Questions and Answers</a>	4-page handout FAQ on Mumps from CDC.gov	0 shares <b>Private</b>

To share the document with your patient, view your patient's chart and select **Education Resources**. Search for the name of the document you would like to share, then select **Share with Patient** to the right of the document. The document will then be delivered to your patient's OnPatient portal.

- Problem List 0
- Medication List 5
- Send eRx
- Allergy List 0
- Drug Interactions 1
- CQMs
- Intake Data
- Lab Orders
- Immunizations
- Growth Charts
- onpatient Access
- Education Resources
- Communication
- Family History

**Integrations**

- Health Gorilla

Patient Education Resources
★ Favorites List

All Resources
Mayo Clinic Education
My Uploaded Documents

<b>Infographic: What is Patient Education?</b>	<a href="#">Preview</a> <a href="#">Share with Patient</a>
Patient Education My Journal	<a href="#">Preview</a> <a href="#">Share with Patient</a>
Patient Education Flip Chart	<a href="#">Preview</a> <a href="#">Share with Patient</a>
Patient Education Migraine Headaches	<a href="#">Preview</a> <a href="#">Share with Patient</a>
Patient Education Your Renal Meal Plan	<a href="#">Preview</a> <a href="#">Share with Patient</a>
Hematology Patient Education Resources	<a href="#">Preview</a> <a href="#">Share with Patient</a>
Eat Well: Use the Plate Method	<a href="#">Preview</a> <a href="#">Share with Patient</a>
Chemotherapy Calendar	<a href="#">Preview</a> <a href="#">Share with Patient</a>
Small Steps Every Day	<a href="#">Preview</a> <a href="#">Share with Patient</a>
Infant and Child Cardiopulmonary Resuscitation	<a href="#">Preview</a> <a href="#">Share with Patient</a>