

How to create a Custom CPT/HCPCS/ICD-10 that can be billed to the patient's insurance.

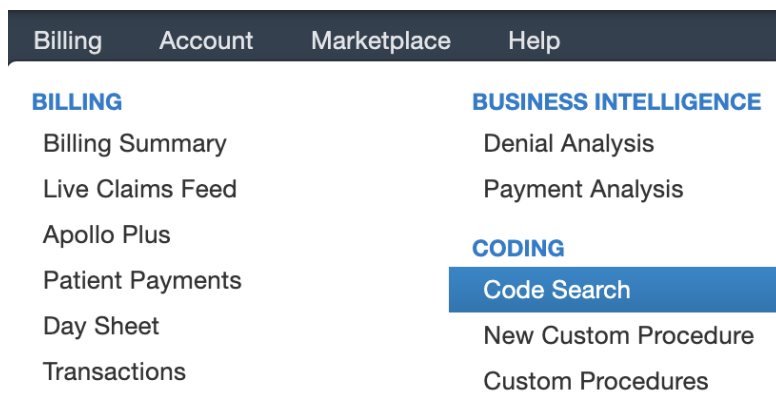
07/24/2024 5:05 pm EDT

Should you need to bill a CPT/HCPCS/ICD-10 that is not available in DrChrono, you can add it manually.

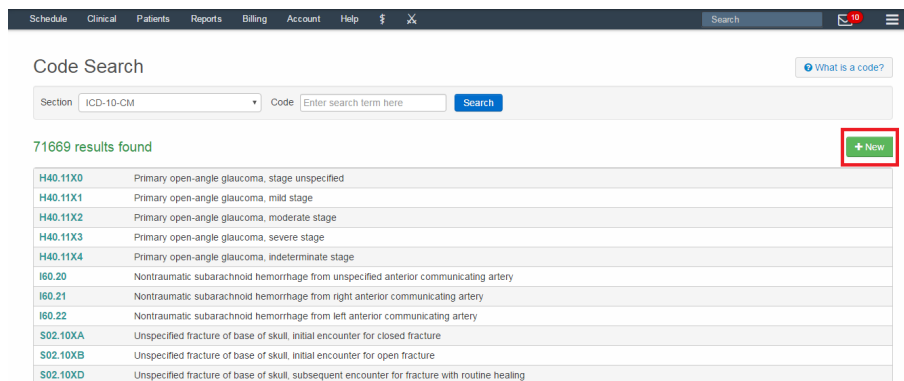
- For **CPT** codes, you will need the code and its associated long, medium, and short descriptors.
- For **HCPCS** codes, you will need the code and its associated long, and short descriptors.
- For **ICD-10** codes, you will need the code and its name.

Once you have those pieces of information, you can add them by following the steps below:

1. Hover over **Billing** and select **Code Search** from the right column.



2. Click on the green **+New** button on the right side of the screen.




3. Select **+New CPT/+ New HCPCS/+New ICD** from the drop-down.

Schedule Clinical Patients Reports Billing Account Help

Code Search What is a code?

Section: ICD-10-CM Code: Enter search term here Search

71669 results found + New

H40.11X0	Primary open-angle glaucoma, stage unspecified	 <ul style="list-style-type: none"> + New ICD9 + New CPT + New HCPCS
H40.11X1	Primary open-angle glaucoma, mild stage	
H40.11X2	Primary open-angle glaucoma, moderate stage	
H40.11X3	Primary open-angle glaucoma, severe stage	
H40.11X4	Primary open-angle glaucoma, indeterminate stage	
I60.20	Nontraumatic subarachnoid hemorrhage from unspecified anterior communicating artery	
I60.21	Nontraumatic subarachnoid hemorrhage from right anterior communicating artery	
I60.22	Nontraumatic subarachnoid hemorrhage from left anterior communicating artery	
S02.10XA	Unspecified fracture of base of skull, initial encounter for closed fracture	
S02.10XB	Unspecified fracture of base of skull, initial encounter for open fracture	
S02.10XD	Unspecified fracture of base of skull, subsequent encounter for fracture with routine healing	

4. Enter the required information and click **Save**.

Add CPT Code ✕

Code:

Short description:

Medium description:

Long description:

Add CPT Code ✕

Code:

Short description:

Medium description:

Long description:

5. Make sure you add the code to your fee schedule with the appropriate list price. That will ensure that when it is entered into a patient's appointment, there will be an associated charge.