

# Where to view patient flags throughout the clinical chart

07/24/2024 11:02 pm EDT

DrChrono originally supported the ability to create and assign patient flags only within a specific area in the patient's chart. Now users will be able to easily view patient flag information located in the patient's chart throughout the clinical charting and clinical note experience.

## Patient Chart Header

### Previous View

Patient flag is located in Demographics section

The screenshot shows the 'Previous View' of a patient's chart header. On the left is a sidebar with navigation options: Demographics, Appointments, Clinical Dashboard, Documents, Eligibility, and Tasks. The main content area displays patient information for 'Test Patient' (sex | 44 years old | Aug. 8, 1979). It includes fields for Phone (Missing), Email (Test@test.test), Address (Test), and Date Added (June 10, 2019). Below this, there are CDS (Clinical Decision Support) alerts: 'Patient must have documented allergies' and 'Adult Immunization Schedule Age: 27-49'. A 'Primary Provider' field is also present. At the bottom, there are buttons for 'New Referral', 'Fax Demographics', 'Print Demographics', 'Apple Health App Data', 'Vitals', and '+ Schedule New Appointment'. A red arrow points to a 'BILLING WARNING: Missing Patient Sex' and a 'Peanut Allergy' flag located in the Demographics section.

### New View

Patient flags are located in the header section


The screenshot shows the 'New View' of a patient's chart header. The sidebar on the left includes: Demographics, Appointments, Clinical Dashboard, Documents, Tasks (3), Problem List (2), Medication List (4), Send eRx, Allergy List (0), and Drug Interactions (0). The main content area displays patient information for 'drchrono Test' (Female | 40 years old | Feb. 7, 1984). It includes fields for Chart ID (LETA000001), Phone ((443) 555-5555), Email (Missing), and Address (1234 One Two Rd, Energy, DE 11121). It also shows Primary Provider (Donna John), Date Added (Feb. 7, 2018), Last Scheduled Appt (Jun. 10, 2024), and Next Scheduled Appt (Jun. 13, 2024). Below this, there are CDS alerts: 'Mammogram screening for all women aged 40-74', 'Patient must have documented allergies', and 'Adult Immunization Schedule Age: 27-49'. A 'Flags' section shows a 'VIP Celebrity' flag, indicated by a red arrow. At the bottom, there is a green message: 'Sufficient patient demographics to bill insurance.' and a navigation bar with tabs: Important, Demographics, Insurances, Eligibility, Authorizations, Smoking Status, Flags, Balance, and DrChrono Payments.

## Clinical Note Header

### Previous View

Patient flags do not appear in the header

View Appointment Quick History Copy Previous Note ▾


 **Test Patient** ( | 44 years | 08/08/1979 | PATE000001 )  
 K Parker, MD | 08/01/2019

Initial Consultation

### New View



Patient flags appear in the header section

View Appointment Quick History Copy Previous Note ▾

 [drchrono Test](#) (Female | 40 years old | 02/07/1984 | LETA000001) K Parker, MD | Appt: 06/13/2024

New Visit

---

 VIP Celebrity 

### FAQ

- What if the patient flag has a lengthy description? Users will have the ability to hover over the patient flag to view the full text.
- Will I be able to see all patient flags if "Share Patient" permission is disabled for a provider? Yes, the user will be able to see all flags created for a patient regardless if the "Share patient" permissions are enabled or disabled for a user.